


Hirstopolis

3-player game


12 castings of mold #370 and #371.



For the tops, blocks labeled as "C" refer to these cubes with the double windows found on mold #370.




1 point tops

Make what's shown here






2 point tops

Make 2 of each type for a total of 6 tops.






3 point "L" tops

Make 2 of each type for a total of 6 tops.




3 point straight tops


Make 2 each for a total of 6 tops.



4 point "S" tops





Make 2 each for a total of 4 tops.





4 point "L" tops

Make 2 each for a total of 4 tops.



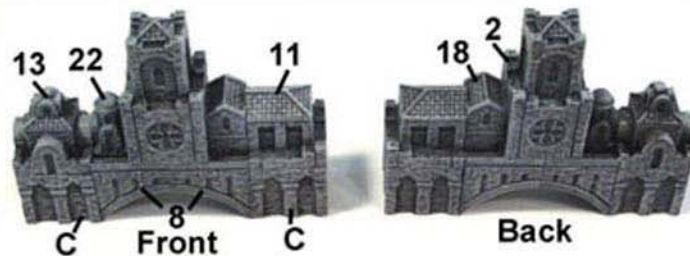

4 point "T" and square tops

Make 2 each for a total of 4 tops.




4 point bridge tops

Make only 1 of each type.





4 point straight top

Make 2 of this type.




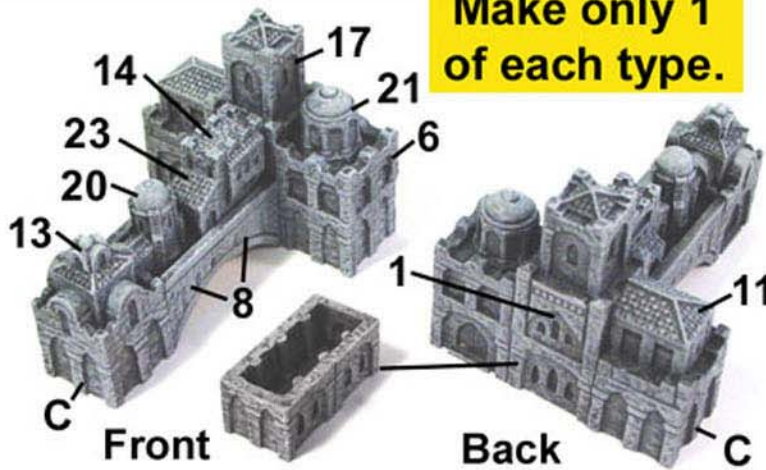
5 point bridge tops

Make only 1 of each type.




6 point bridge tops

Make only 1 of each type.




6 Point rectangle top

Make 2 of this type





Base blocks












Make 4
of these




Make 2 each of these




Make
3 each
of these



Make 2 each of these




Make 1 each of these




Mold #371 Pieces

Blocks shown actual size.

Top view



Front view



Side view

